

CONGRATULATIONS



for choosing *CareLine* products for
the maintenance of your floors



Chimiver[®]
"Your floors partner"


VELUREX
&
Lio[®]

The WOODEN FLOOR thought as “a delicate furniture”, it managed over the years to overturn such thoughts and become the object desired by all for walkable floors in every room. From residential to commercial and large communities the wooden floor has been accepted and won every challenge, even the seemingly impossibles:

- 1. possibility of laying wooden floors even in extreme conditions**
- 2. ability to lay traditional and prefinished large floors**
- 3. high-performance surface treatments with high resistances**
- 4. specific maintenance treatments for each wooden floor finish**



THE REGULAR USE OF THESE PRODUCTS WILL ENHANCE EVEN IN THE TIME THE BEAUTY OF YOUR WOODEN FLOOR!

These factors are still crucial for the good success of traditional or prefinished wooden floors. Surely if you are reading this preface it is why under your feet you have a wooden floor and the company to which you have decided to entrust, gave you the CHIMIVER CareLine KIT for the maintenance of the floor and we also want to congratulate with you for the choice made. Our wish is that after using this kit, you will continue to purchase products specifically designed for the care and the maintenance of wooden floor.

INSTRUCTIONS FOR THE MAINTENANCE AND CARE OF WOODEN FLOORS

The maintenance is divided into:

- **ordinary** (not-ruined floors);
- **extra-ordinary** (ruined and high traffic floors).

Another distinction for the correct maintenance of your floor is the type of finish, which is divided into two large families:

- **varnished floors** with traditional or UV treatments;
- **oiled floors** with natural, urethane or UV treatments.


These finishes are used without distinction both on traditional floors (finished on site), also on already treated prefinished flooring (by the manufacturer). Given the circumstances then it means that each wooden floor, depending on the treatment received and its frequency of use, requires **SPECIFIC PRODUCTS FOR THE PROPER CLEANING AND THE MAINTENANCE**. Not-proper maintenance can only cause damage to your wooden floor.

The CHIMIVER CareLine SYSTEM has been developed taking into account all the conditions just reported, thanks to the **EXPERIENCE OF MANY YEARS IN THE WOODEN FLOORS INDUSTRY**.



LACQUERED WOODEN FLOORS

REGULAR MAINTENANCE



Intensive cleaner

Intensive multiuse cleaner, recommended for maintenance of lacquered wooden floors. It also efficiently acts on PVC, linoleum, melamine, marble, etc. removing dirt, black heel mark, various stains; it doesn't leave halos and perfume the environment. Neutral cleaner with addition of the special nanoparticles which guarantee to the treated surfaces a deep cleaning and a long lasting action **even in the presence of pets.**

How to use: dilute 3 caps into 1 L of water. For heavy dirt, dilute up to 6 caps into 1 L of water, or perform a spot cleaning with the pure product. Use VELUREX Cleaner Star whenever you want to clean the floor. Also recommended with ALFRED Spray Mop.

VELUREX® CLEANER STAR





VELUREX®

Water-based maintenance wax


Water-based emulsion of waxes, developed for the maintenance of lacquered wooden floors, rubber floors, vinyl floors, linoleum, marble, resins. The product gives to the floor anti-slip properties and very good antistatic characteristics. It nourishes and restores at the same time, leaving a pleasant fragrance in the ambient.

How to use: dilute 3 caps into 1L of water. Apply evenly by soft cotton cloth and wait until completely dry (20-30 mins). Polish the surface with soft cloth or proper equipment.



LACQUERED WOODEN FLOORS

INTENSE MAINTENANCE



VELUREX® METAL MATT



Metalized matt wax

Pre-metallized wax for the intense maintenance of ruined and/or abraded lacquered wooden floors, resilient and resin floors. The film of VELUREX Metal Matt is characterised by long lasting, hardness and transparency giving a matt look to the surface treated.

How to use: clean very well the floor with VELUREX Cleaner Star and let it dry. Spread VELUREX Metal Matt uniformly and evenly on the surface using a microfiber cloth. For particularly heavily used floors apply a second coat of VELUREX Metal Matt after the first coat has completely dried. After some applications of VELUREX Metal Matt it is advisable to remove the old layers of wax with VELUREX Dewachs, rinse very well with water and let it dry. Proceed with the application of VELUREX Metal Matt from the beginning.

VELUREX® METAL LACK



Metalized glossy wax

Pre-metallized wax for the intense maintenance of ruined and/or abraded lacquered wooden floors, resilient and resin floors. The surfaces treated becomes long lasting, uniform and glossy.

Available version: NO-SLIP, with non-slippery properties.

How to use: clean very well the floor with VELUREX Cleaner Star and let it dry. Spread VELUREX Metal Lack uniformly and evenly on the surface using a microfiber cloth. For particularly heavily used floors apply a second coat of VELUREX Metal Lack after the first coat has completely dried. After some applications of VELUREX Metal Lack it is advisable to remove the old layers of wax with VELUREX Dewachs, rinse very well with clean water and let it dry. Proceed with the application of VELUREX Metal Lack from the beginning.



VELUREX®

Water-based coating

Specially formulated water-based coating for intense maintenance of water-based lacquered wooden or resin floors. Its formula renews, protects and restores dull, scratched or signed wooden floors giving a matt effect. Specifically formulated without matting agents or waxes, gives a new look to each old and ruined flooring and allows for future coats of lacquer.

How to use: before using VELUREX Freshen Up clean the floor; use VELUREX Cleaner Star for cleaning lacquered wooden floors and VELUREX Resina Cleaner for cleaning resin floors. The floor must be completely dry before apply VELUREX Freshen Up. It is advisable to make a preliminary test before the application. Prepare the white cloth microfiber of Base Mop Clean by slightly soaking with water. Pour a wavy line of VELUREX Freshen Up on a defined section of the floor following the wood grain. Spread the product with a Base Mop Clean. **Notes: Do not use over any waxed or oiled floor.** Make sure the perfect adhesion of VELUREX Freshen Up onto UV water lacquer, if poor sand with 220 paper grit or green pad before the application. Perform a small test if not sure of the results. The floor can be walked after 2-3 hours, but avoid heavy traffic and furniture replacement and rugs the first 12-24 hours. The cleaning of the floor can be done after one week and has to be made with above mentioned VELUREX range of products.

Wax remover

Concentrated wax-remover for floors. It removes old layers of metalized (or other) waxes from wooden floors, rubber, vinyl, linoleum, etc.

How to use: dilute 6 caps into 1L of warm water. Spread over the floor and leave to work for 5 minutes. For wooden floors it is advisable to test a small area first so as to be sure that the varnish will not be damaged. For vinyl floors the colour resistance has to be tested too. If in doubt, dilute further the product and leave it to work for less time. Remove dirt with a hard brush or floor-cleaning machine. Rinse with clean water and let it dry. We advise to wear rubber gloves and to air the room, while using the product.

VELUREX® FRESHEN UP




VELUREX® DEWACHS



OILED WOODEN FLOORS

REGULAR MAINTENANCE



LIOS SOFT BALM



Nourishing cleaner

Specific cleaner for the cleaning and nourishing of oiled wooden floors. Used regularly, it helps to keep a natural and uniform appearance of the wooden floor. **Available in white version.**

How to use: shake well before use. Pour 3 caps into 1L of water and wash the floor with a well wrung out cloth. Let the floor dry completely before walking on it. Recommended frequency: 15/30 days. If the dirt is hard to remove, use LIOS Kronos intensive floor cleaner. For daily cleaning dilute half cap of LIOS Soft Balm into 1L of water. Possible use with ALFRED Spray Mop.

LIOS SOFT BALM ALOE



Nourishing cleaner

Natural nourishing cleaner with extracts of aloe vera suggested for the cleaning of oiled wooden floors. Used regularly, it helps to keep a natural and uniform appearance of the wooden floor. The extracts of aloe, leave a pleasant refreshing fragrance.

How to use: shake well before use. Pour 3 caps into 1L of water and wash the floor with a well wrung out cloth. Let the floor dry completely before walking on it. Recommended frequency: 15/30 days. If the dirt is hard to remove, use LIOS Kronos intensive floor cleaner. For daily cleaning dilute half cap of LIOS Soft Balm Aloe into 1L of water. Possible use with ALFRED Spray Mop.

Intensive cleaner

Intensive cleaner for oiled wooden floors. Used regularly, removes even the toughest dirt on the wooden floors.

How to use: dilute LIOS Kronos in water (3 capfuls in 1L of water). Wash the floor with a well wrung out cloth. Recommended frequency: 30/60 days. After cleaning, apply LIOS Soft Balm or LIOS Soft Balm Aloe, nourishing cleaner and LIOS Talita PLUS maintenance oil if necessary.

Restoring / Nourishing cleaner

Water-based refresher/nourisher for the maintenance of oiled wooden floors. Used regularly, thanks to special oil contained, it helps to keep a natural and uniform appearance of the wooden floor. Available clear and colored.

How to use: shake well before use. Clean the surface to be treated with LIOS Kronos and let it dry properly. Apply LIOS FRESHEN UP OIL pure with a cloth (PANNO MANTAINI) uniformly and adjust following the vein of the wood.

LIOS KRONOS




LIOS FRESHEN UP OIL





OILED WOODEN FLOORS INTENSE MAINTENANCE



Maintenance oil

Refreshing and maintenance fast drying oil for oiled wooden floors. Dull or matt surfaces can be freshened with LIOS Talita PLUS.

How to use: shake well before use. Apply evenly LIOS Talita PLUS by cloth on the surfaces. After 30 minutes buff the surface using white pad with buffing machine. If the buffing is not required, wait 2-3 hours before traffic. It is advisable to apply LIOS Talita PLUS twice a year. Do not leave any excess of product on the treated surface, local stickness can be noticed.

Cloths, sponges, pads used for the application (even sanding dust), must be soaked in water immediately after use in order to avoid the risk of self-ignition.

LIOS TALITA PLUS



WAXED FLOORS

Beeswax for wood

Natural wax blend recommended for the treatment of wooden floors, cotto floors and furnitures. The treated materials have an excellent superficial hardness and glossiness. The waxed floors whitening, due to water absorption, is reduced by using natural waxes.


How to use: LIOS Natural Wax has to be applied to wooden floors that have been filled and sanded with 100/120 paper grit, than use High Pro felt disc to make the surface absorbs the product evenly. Alternatively, finish the floor with 150 paper grit. Apply LIOS Natural Wax by cloth or buffing machine on the floor, working the product in order to help its penetration into the wood grain, without leaving any excess of product. After 15-20 minuts buff the surfaces using a buffing machine with a white pad and a cloth to remove the excess of oil and have a uniform and smooth effect. The best result is obtained after the application of 2/3 coats of LIOS Natural Wax.

Application on cotto tiles: apply LIOS Natural Wax by cloth or buffing machine, working the product in order to help its penetration into the wood grain, without leaving any excess of product. If the desired result has not been obtained, it is suggested to apply another coat of LIOS Natural Wax. In case of strongly absorbent floors, it is advisable to apply Wax Care.

Odourless thinner for LIOS line

Thinner for LIOS range products.




How to use: LIOS Solv is recommended to dilute oil based and waxes based products as: LIOS Natural Wax, LIOS Hard Wax Bioil 90, LIOS Hard Wax Bioil 3D, LIOS Sundeck Wood Oil, LIOS Talita PLUS, LIOS Bioil, LIOS Bioil Colorato, Oil Wood Traffik. LIOS Solv is also indicated for tolls cleaning. Do not use with water-based products.





LACQUERED and OILED

WOODEN FLOORS, WAXED FLOORS, STONE MATERIALS



Hydrorepellent wax

Hydrorepellent dispersion of waxes for the intensive maintenance of lacquered (solvent, water) oiled and waxed wooden floor and also for internal cotto tiles, stones. Giving a pleasant natural and hydrorepellent effect, renews, protects and restores dull, scratched or ruined wooden floors.

Available in colored version.

How to use: shake well before use. Apply WAX CARE by spraying on the part of the floor to be treated, use a cloth to spread the product uniformly to avoid accumulation of product. Be careful, do not leave any excess of the product on the surface. After 30 minutes and complete dryness, polish the surface by cloth or disc buffing machine. Regular maintenance has to be done with WAX CARE, applying another coat of the product. Cleaning has to be done using the specific cleaner: VELUREX Cleaner Star, LIOS Kronos o LIOS Soft Balm. It is not recommended to use aggressive or abrasive cloths. The application of the WAX CARE onto poorly absorbent surfaces can increase slipperiness, especially in presence of water or high humidity levels. It is suggested to make some preliminary test. Prolonged exposures at temperatures below +10°C cause products thickening. Set the product at temperatures above +15°C before the use.

WAX CARE



LAMINATE FLOORS

VINYL, WPC

Water-based antistatic

ANTISTATIC Spray is a non aggressive ready to use water-based antistatic product for the antistatic treatment of laminated, LVT, PVC, WPC. Is ideal to prevent and cancel the electrostatic charges which are cumulating on non conductive materials. Is also an intensive cleaner which is eliminating the static electricity postponing the build-up of dusts and allergens. Can be used on any kind of laminated, LVT, PVC, WPC; thanks to its special clear formulation, it doesn't leave halos, spots and doesn't film. Antistatic properties of ANTISTATIC Spray have been certified (ASTM D257).


How to use: Shake well before use. Spray ANTISTATIC Spray on the surface following the suggested quantity. If necessary, use an antistatic cloth (MAINTAIN CLOTH) for distributing the product evenly on the whole surface. During the application there could be some foam formation which will not change the technical characteristics of the product. The surface is walkable after 15 minutes.

LAMINATE FLOORS

Antistatic cleaner

Intensive cleaner suitable for the cleaning of laminate floors and all other hard surfaces. Contains an antistatic emulsion which helps the absorption and the prevention of dust built up. Contains special nanoparticles which guarantee to the treated surfaces a deep cleaning and a long lasting action. Rinse free, it does not leave halos assuring a fresh smell/scent in the ambient **even in the presence of pets**.

How to use: pour 3 caps of product in 1L of water. For strong dirt, increase the concentration until 6 caps. For a fast and prompt use, we suggest to pour 90 ml of product in a sprayer having capacity of 750 ml, than fill-up with water. Also recommended with ALFRED Spray Mop.



ANTISTATIC SPRAY




VELUREX® LAMIN CLEAN





VINYL FLOORS



VELUREX® LVT CLEANER



Antistatic cleaner

Intensive antistatic cleaner recommended for cleaning vinyl flooring. The antistatic emulsion helps the absorption and prevention of dust build-up. Further more VELUREX LVT Cleaner contains special nanoparticles which guarantee to the treated surfaces a deep cleaning and a long lasting action. Rinse free, it does not leave halos, assuring a fresh smell/scent in the ambient **even in the presence of pets**.

How to use:

- **Daily cleaning:** dilute 3 caps into 1L of water.
- **Weekly cleaning:** dilute 6 caps into 1L of water.
- **Intensive domestic cleaning:** dilute 200 ml into a spray bottle with 750 ml capacity and fill with water.
- **Intensive community cleaning:** dilute 1L of product into 5L of water.
- In case of heavy dirt use the pure product.

Possible use with ALFRED Spray Mop.

VELUREX® CLEANER LBT




Antistatic cleaner

Intensive antistatic cleaner for vinyl fabrics and tatami. Cleaner LBT is suitable for cleaning vinyl flooring. Further more it contains special nanoparticles which guarantee to the treated surfaces a deep cleaning and a long lasting action. Rinse free, it does not leave halos, assuring a fresh smell/scent in the ambient. Specifically for use with water extraction machine. Thanks to its composition based on biodegradable surfactants, VELUREX Cleaner LBT has a strong action on dirt **even in the presence of pets**.

How to use: dilute 1 L of product in 4 L of water. Spread the product using injection/extraction cleaning machines. Take away the excess from the surface using the "Maintain" cloth. In case of heavy dirt, repeat the cleaning diluting 2 L of product in 4 L of water.



CERAMIC FLOORS



Antistatic cleaner

Intensive multiuse cleaner, specific for the cleaning of ceramic floors. Thanks to its composition it acts efficiently also on tiles, marble, etc., removing dirt, black heel mark, various stains; it doesn't leave halos and perfumes pleasantly the environment. Neutral cleaner with addition of the special nanoparticles which guarantee to the treated surfaces a deep cleaning and a long lasting action **even in the presence of pets.**

How to use:

- **Daily cleaning:** pour 3 caps for each liter of water.
- **Weekly cleaning:** pour 6 caps for each liter of water.
- **Intensive domestic cleaning:** pour 200 ml in a bottle of 750 ml with spray and fill with water.
- **Intensive community cleaning:** pour 2L of product in 10L of water.
- Use pure for removing tough dirt (stains, rubber, etc.).

Possible use with ALFRED Spray Mop.

VELUREX® CERAMIC CLEANER





MOQUETTE

Cleaner for moquette and carpets

Low foam alkaline cleaner suitable for the proper cleaning of carpets and moquette with water extraction cleaning machines. Based on biodegradable surfactants, it has a strong action on dirt, recommended to clean any type of fiber, not aggressive and easy to remove. It releases a pleasant fragrance to the moquette or carpet and to the room.

How to use: dilute 1 cap into 1L of water. For heavy dirt, dilute up to 2 caps into 1L of water.


VELUREX® MOQUETTE CLEANER



THE RANGE OF VELUREX PRODUCTS CAN BE USED ALSO ON
RESIN AND RESILIENT FLOORING



RESIN FLOORS



Multiuse cleaner

Neutral intensive multiuse cleaner specific for the proper cleaning of resin floors and microcements. Thanks to its composition it acts efficiently also on wooden floors, PVC, linoleum, melamine resins, marble, etc., removing dirt, black heel mark, various stains; it doesn't leave halos and perfumes pleasantly the environment. Neutral cleaner with addition of the special nanoparticles which guarantee to the treated surfaces a deep cleaning and a long lasting action **even in the presence of pets.**

How to use: dilute 3 caps into 1L of water. For heavy dirt, dilute up to 6 caps into 1L of water, or perform a spot cleaning with the pure product. Also recommended with ALFRED Spray Mop.

VELUREX® RESINA CLEANER



SPARES and ACCESSORIES



Alfred SPRAY MOP

The box contains:

- 1 Spray Mop
- 1 microfiber "CLEAN" cloth
- 1L of maintenance product



chimiver.com/alfred.html

AVAILABLE VERSIONS



1L Velurex
Cleaner Star



1L Velurex
Vinyl Cleaner



1L Lios
Soft Balm



1L Velurex
Ceramic Cleaner



1L Velurex
Lamin Clean



1L Velurex
Resina Cleaner



Spare cloths box

Spare blistered box with cleaning mop and microfiber maintenance cloth



Anti dust cloths

Package of antistatic, antidust cloths (50 pcs.)



Dry Wet

Floppy dust mop when dry. Ultra clean and absorbent when wet.

ALL MAINTENANCE PRODUCTS AND DISPLAY CAN BE CUSTOMIZED

TIPS AND TRICKS

1. Vacuum-clean the floor regularly.
2. For the daily cleaning, use only water wiping the floor with a wet and well squeezed mop. The microfiber Mop Clean is an effective capture dust when used dry. Mop Clean and Maintain cloth withstand many washes at 60°C. Do not use fabric softener.
3. Do not use aggressive cleansers: ammonia, bleach, muriatic acid, alcohol, etc.
4. Do not use too wet mop or clothes.
5. In case of accidental spills of strongly coloring substances (wine, coffee, etc.) clean quickly.
6. Put a doormat in front of the doorway to retain dust and abrasives substances from the shoes soles.
7. In rooms used as offices, equip the chairs with soft wheels suitable for wooden floor or interpose a transparent mat between the wheelchair and the floor.
8. In domestic rooms affix felt protectors to the feet of tables and chairs.
9. How to repair scratches or deep abrasions (lacquered wooden floors): delimit the area to repair with paper tape, abrade the surface with a pad than cleaning with VELUREX Cleaner Star. Wait for the complete drying and than apply VELUREX Metal Matt (for matt floors), or VELUREX Metal Lack (for glossy floors). For perfect result remove the tape and apply the product all over the floor.
10. How to repair scratches or deep abrasions (oiled wooden floors): delimit the area to repair with paper tape, abrade the surface with a pad than cleaning with LIOS Kronos. Wait for the complete drying and than apply LIOS Talita Plus. For perfect result remove the tape and apply the product all over the floor.
11. Keep a constant moisture in the rooms (recommended moisture 45%-65%).
12. Do not worry too much about minor scratches and imperfections, a lived wooden floor has a much greater charm than a wooden floor perfect like a piece of furniture!

DO YOU NEED ANY SUGGESTION OR TIP?

Please send all your requests to: info@chimiver.com



Authorized dealer

All the information in this catalogue has been given according to the best of our knowledge and technical experience. Therefore, they are not binding in any way our company. Every single case should be put to a practical test by the user, who assumes full responsibility for the final outcome of his work.

Catalogue printed on recycled paper. Environmental friendly product.